

# Storybook Gnome Wobble Pop Up Card

Linda Cullen  
[linda@craftystampin.com](mailto:linda@craftystampin.com)  
[CraftyStampin.com](http://CraftyStampin.com)



## MEASUREMENTS:

- Blackberry Bliss Card Base: 8-1/2" x 5-1/2" scored in half
- Shimmery White (Front): 5-1/4" x 4"
- Shimmery White (Inside): 8" x 5-1/4"
- Blackberry Bliss (pop up): 5" x 1" scored at every 1"
- Scraps for circle die cuts, words, gnome & mushroom

## INSTRUCTIONS:

- Using the Stampin' Cut & Emboss Machine die cut the following:
  - Largest Circle: Poppy Parade, Blackberry Bliss & Daffodil Delight
  - 2nd Largest Circle: Rich Razzleberry & (2) Shimmery White
  - 3rd Largest Circle: Shimmery White & Rich Razzleberry
  - 4th Largest Circle: Poppy Parade & Daffodil Delight

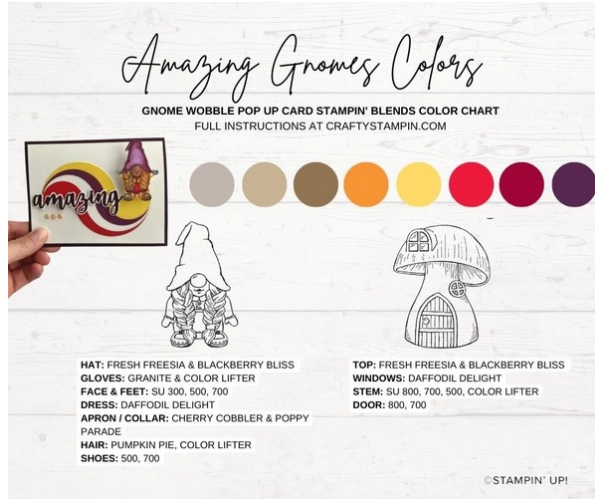
# Storybook Gnome Wobble Pop Up Card

Linda Cullen  
[linda@craftystampin.com](mailto:linda@craftystampin.com)  
[CraftyStampin.com](http://CraftyStampin.com)

Mushroom in Blackberry Bliss

"Amazing" wide: Shimmery White

"Amazing" narrow: Blackberry Bliss (Tip attach Adhesive Sheet first)



- Stamp the words in Blackberry Bliss ink on one of the 2nd largest Shimmery White panels for the inside.
- Stamp the mushroom and gnome images and color per chart.
- Cut the arms off the gnome and reposition so they are facing up.
- Using Seal Adhesive attach 2 sets of circles together from largest to smallest in opposite order by color.
- Cut the 2 set of circles in half.
- Assemble the card using Seal Adhesive & Stampin' Dimensionals. Attach gems.

# Storybook Gnome Wobble Pop Up Card

Linda Cullen

[linda@craftystampin.com](mailto:linda@craftystampin.com)

[CraftyStampin.com](http://CraftyStampin.com)



Storybook Gnomes Suite Collection (English) - 159630



Kindest Gnomes Bundle (English) - 159626



Gentils Gnomes Cling Stamp Set (French) - 159619



One Happy Family Cling Stamp Set (English) - 155474



Blackberry Bliss 8-1/2" X 11" Cardstock - 133675




Daffodil Delight 8-1/2" X 11" Cardstock - 119683



Rich Razzleberry 8-1/2" X 11" Cardstock - 115316



Poppy Parade 8-1/2" X 11" Cardstock - 119793



Shimmery White 8-1/2" X 11" Cardstock - 101910



Storybook Gnomes 12" X 12" (30.5 X 30.5 Cm) Designer Series Paper - 159615



Tuxedo Black Memento Ink Pad - 132708



Blackberry Bliss Classic Stampin' Pad - 147092



Stampin' Blends Deep Combo Pack - 158152



Stampin' Blends Medium Deep Combo - 159461



Stampin' Blends Light Combo Pack - 159465



Stampin' Blends Medium Light Combo Pack - 159463



Pumpkin Pie Stampin' Blends Combo Pack - 154897



Blackberry Bliss Stampin' Blends Combo Pack - 154877



Fresh Freesia Stampin' Blends Combo Pack - 155518



Daffodil Delight Stampin' Blends Combo Pack - 154883

# Storybook Gnome Wobble Pop Up Card

Linda Cullen  
[linda@craftystampin.com](mailto:linda@craftystampin.com)  
[CraftyStampin.com](http://CraftyStampin.com)



Poppy Parade  
Stampin' Blends  
Combo Pack -  
154958



Cherry Cobbler  
Stampin' Blends  
Combo Pack -  
154880




Gray Granite  
Stampin' Blends  
Combo Pack -  
154886



Stampin' Blends  
Color Lifter -  
144608




Gnomes Dies -  
159625



Stylish Shapes  
Dies - 159183



Amazing Thanks  
Dies (English) -  
157816



Fine Sparkle  
Adhesive Backed  
Gems - 159967



Stampin' Cut &  
Emboss Machine -  
149653



Simply Scored  
Scoring Tool -  
122334



Adhesive Sheets -  
152334



Stampin'  
Dimensionals -  
104430



Stampin' Seal -  
152813