

Crafty Stampin'

Tutorial & Supplies

Linda Cullen CraftyStampin.com

November 11, 2017

All Supplies available to purchase on my online store - to order:
 visit CraftyStampin.com
 or
<http://bit.ly/shopSUonline>



Cuts

To watch step-by-step instructional video, visit:
<https://www.craftystampin.com/online-workshop-recap/>



Basic Black	score @ 2 3/4	8 1/2	x	3
Year of Cheer Specialty Designer Series Paper		2 3/4	x	5 1/2
Whisper White		2 1/2	x	2 1/2
Whisper White		2 3/4	x	5 1/2
			x	
			x	
			x	
			x	
			x	
			x	
			x	
			x	


Supplies

All Supplies available to purchase on my online store - to order:

visit **CraftyStampin.com**
or <http://bit.ly/shopSUonline>



**Birthday Blossoms
Clear-Mount Stamp
Set**
139471



**Basic Black 8-1/2" X
11" Cardstock**
121045



**Whisper White 8-1/2"
X 11" Cardstock**
100730



**Year Of Cheer
Specialty Designer
Series Paper**
144640



**Soft Suede Classic
Stampin' Pad**
126978



**Basic Black Archival
Stampin' Pad**
140931



Foil Snowflakes
144642



**Gold 3/8" (1 Cm)
Metallic-Edge Ribbon**
144146



**2" (5.1 Cm) Circle
Punch**
133782




Clear Block D
118485



Stampin' Trimmer
126889




Bone Folder
102300



Paper Snips
103579



**Stampin'
Dimensionals**
104430



Snail Adhesive
104332

Notes

To watch step-by-step instructional video, visit:

<https://www.craftystampin.com/online-workshop-recap/>

