

## EASEL DRAWER CARDS



## INSTRUCTIONS

See Stampin' Scoop Show Epsoid 156 video for how to make these.

### MEASUREMENTS

- Drawer: 8" x 8"
  - Score on all sides at 1" & 2"
  - Cut tabs as shown on template
- Drawer DSP: (2) 3-7/8" x 7/8" (Front and Back)
- Drawer Wrapper: 10-1/2" x 4"
  - Score at 1-1/6", 5-1/8", 6-3/16" & 10-1/4"
- Drawer Wrapper DSP: (2) 4" x 1" (Sides)
- Easel Card Base: 8-1/4" x 4"
  - Score 4-1/8" & 6-1/4"
- Easel Card Base Front: 4" x 4"
- Easel Card Base DSP: & White: 3-3/4" 3-3/4"

### ASSEMBLY

- Cut and score all paper per the measurements and template.
- Assemble the drawer with Seal +.
  - Attach Designer paper to the front and back.
  - Attach the knob with Hot Glue Gun or Seal +.
- Assemble Drawer Wrapper with Seal + and attach DSP to the sides.
- Attach the card front to the easel card base and then attach to the drawer wrapper.

### DECORATION

- Stamp words / flowers. Heat emboss if desired.
- Cut the words and flowers with die cuts.
- Attach flowers to the card front and stopper with Stampin' Dimensionals.
- Attach Loose Frosted Dots.



# Easel Drawer Card Supplies

Linda Cullen  
[Linda@craftystampin.com](mailto:Linda@craftystampin.com)  
[www.CraftyStampin.com](http://www.CraftyStampin.com)




Hello, Irresistible Suite Collection (English) - 161154



Irresistible Blooms Bundle (English) - 161150



Hello, Irresistible 6" X 6" (15.2 X 15.2 Cm) Designer Series Paper - 161139



Loose Frosted Dots - 161153



Naturally Gilded 12" X 12" (30.5 X 30.5 Cm) Specialty Designer Series Paper - 161639




Copper Foil Sheets - 142020



Soft Sea Foam 8-1/2" X 11" Cardstock - 146988



Basic White 8-1/2" X 11" Cardstock - 159276



Basic Black 8-1/2" X 11" Cardstock - 121045



Basic Gray Classic Stampin' Pad - 149165



VersaMark Pad - 102283




Metallics Embossing Powders - 155555



Stylish Shapes Dies - 159183



Heat Tool - 129053



Embossing Additions Tool Kit - 159971



Stampin' Cut & Emboss Machine - 149653



Stampin' Seal - 152813



Stampin' Seal+ - 149699



Stampin' Dimensionals - 104430



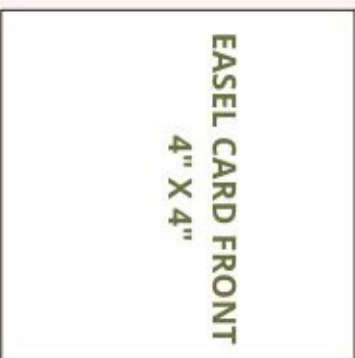


Paper Trimmer - 152392



MINI KNOBS ON AMAZON



# Easel Drawer Card TEMPLATE





# EASEL DRAWER CARD TEMPLATE PHOTOS

See video at [CraftyStampin.com](http://CraftyStampin.com) for visual instructions.



## DRAWER 8" X 8"

Score all 4 sides at 1" and 2"

Cut tabs as shown

Designer Paper for Front and Back (2) 3-7/8" x 7/8"



## DRAWER WRAPPER

10-1/2" X 4"

Score at 1-1/16", 5-1/8", 6-3/16" & 10-1/4"

Designer Paper for 2 sides (2) 4" x 1"



## EASEL CARD BASE PANELS

8-1/4" X 4" & 4" X 4"

Score long side 4-1/8" & 6-1/4"

Designer Paper for front: 3-3/4" x 3-3/4"

Basic White for inside: 3-3/4" x 3-3/4"

